



Justice Sector Outlook

December 2016 quarter

Contents

Summary of the December quarter	1
Environmental factors are mixed	2
Emerging risks of upwards pipeline pressures	3
Criminal justice pipeline	4
Police proceedings have risen	5
Court volumes are rising, especially serious cases	6
Crown Law case volumes will rise slowly	7
Legal aid expenditure is projected to rise	8
Court-imposed fines are down slightly	10
Numbers of community sentences will rise slowly	11
Prison population continues to rise	13
Glossary of terms	15

Summary of the December quarter

Prison population continues to rise

The falls in crime rates, prosecutions, and court cases experienced since 2009 have levelled off, and some offence groups have begun to rise from long term lows. It is difficult to precisely identify whether this is due to more serious crime, or to changes in how the justice system responds to crime. The prison population has risen faster than previously projected, and this growth is expected to continue.

The reasons for the increased prison population are complex and numerous, but identifiable contributing factors include:

- More people being prosecuted for serious charges.
- A greater focus on domestic violence across the system, with new legislation being introduced in 2017.
- Increased use of custodial remand, especially resulting from the Bail Amendment Act 2013.
- Longer remand periods, reflecting in part the increasing number of serious charges in the Courts.

Some of these factors caused the remand population to grow significantly over the past two years. There was also an increase in the sentenced population. These past trends, and the continued growth that is now projected, are putting considerable pressure on prison capacity.

This report includes updated forecasts covering 2016-2026 for both custodial and community sentences.

Inflows to the pipeline have increased, especially for serious charges

After five years of falling steeply, court inflows levelled off and have now started to rise slowly. Much of the rise has been in serious charges, especially for domestic violence offences due to greater focus in that area. We expect a continuing rise in the volume of prosecutions.

Crown Law volumes have increased only slightly

The number of cases involving Crown Law has so far increased slightly. The new forecast, covering 2017-2021, projects Crown Law case volumes to rise as the 2017 changes in police numbers and domestic violence legislation begin to have an effect.

Legal aid expenditure is higher than recent years

Legal aid expenditure is higher than in recent years, mainly due to rising criminal court volumes and more serious charges. This report includes updated legal aid expenditure forecasts covering 2016-2021.

The trend towards more serious sentence types continues

As a proportion of all sentences, imprisonment and community-based sentences have increased. This reflects an increasing focus on serious cases, particularly serious violence, while less serious offences are being resolved through alternative (non-Court) means. Where sentences are imposed, the lengths imposed are mostly flat.

Court imposed fines are expected to fall gradually

The total dollar amount of court-imposed fines has decreased markedly since peaking in 2009, but is now levelling off. The use of monetary penalties is forecast to continue to decline gradually.

Environmental factors are mixed

Crime is often associated with factors such as alcohol abuse, poor mental health, unstable employment, care and protection history, and educational under-achievement. The impact of these (often interacting) broad environmental factors is complex and impossible to quantify with any precision. In addition, not all incidents are reported to Police: the New Zealand Crime and Safety Survey (2014) estimated that 31% of crime with victims is reported to police.

Recorded crime started to rise from 2015 after a long period of decline. This rise is concentrated in violent offending, burglary, drugs and breaches of bail and court orders. It is difficult to precisely identify whether, or to what extent, this rise in recorded crime is due to increases in crime in society, a change in reporting practice, or changes in how the justice system is detecting and responding to crime.

However, once crime is identified, the subsequent impact on the criminal justice pipeline depends on operational and legislative drivers that influence:

- choices that the justice sector makes about how to deal with offenders, and
- time taken to travel through the pipeline.

The impact of these drivers is generally easier to quantify as they often have identified target groups of offenders and also start and end dates. The current operational and legislative drivers that are shaping the outlook are:

- **Substantial increase in serious cases flowing into the courts.** This includes the impact of greater focus on family violence, and further growth is expected over the next few years.
- **Bail Amendment Act 2013.** The intended focus of this legislation was to increase the likelihood of custodial remand for serious and repeat offenders committing specified offences. The impact has actually spread across a wider range of offences, with remand rates increasing in less serious offence categories. The current estimated change in the prison population is +400-500.
- **New Domestic Violence legislation.** Decisions about reforms were announced in September 2016 and a bill was introduced in March 2017. These changes are expected to increase Court volumes and legal aid expenditure. The estimated impact on the prison population is +400.
- **Extra police numbers.** There is a proposal to increase the number of front line police officers and support staff.. We estimate the impact on the prison population to be +400.
- **Three strikes:** the impact on the prison population is projected to be + 200.
- **Restorative justice.** An increase in the use of restorative justice, following legislative changes in December 2014, means some offenders remain in custodial remand for longer while the restorative justice process is completed. The estimated impact on the prison population is +150.
- **Offenders deported from Australia.** Changes in Australian law are increasing the number of offenders deported from Australia. The eventual estimated change in the prison population is +100.
- **Parole Amendment Act 2014.** The amendment removed the 10-year limit on monitoring of child sex offenders after the end of prison sentences and allowed for deferral of parole hearings. The eventual estimated change in the prison population is +100.
- **Legal aid reforms.** Criminal legal aid fees are to increase in stages over the next three years. Few historic Waitangi Tribunal claims remain to be completed; as these come to an end, contemporary claims will rise, but these are expected to be less costly.

Emerging risks of upwards pipeline pressures

Risks that are currently emerging across the criminal justice pipeline are:

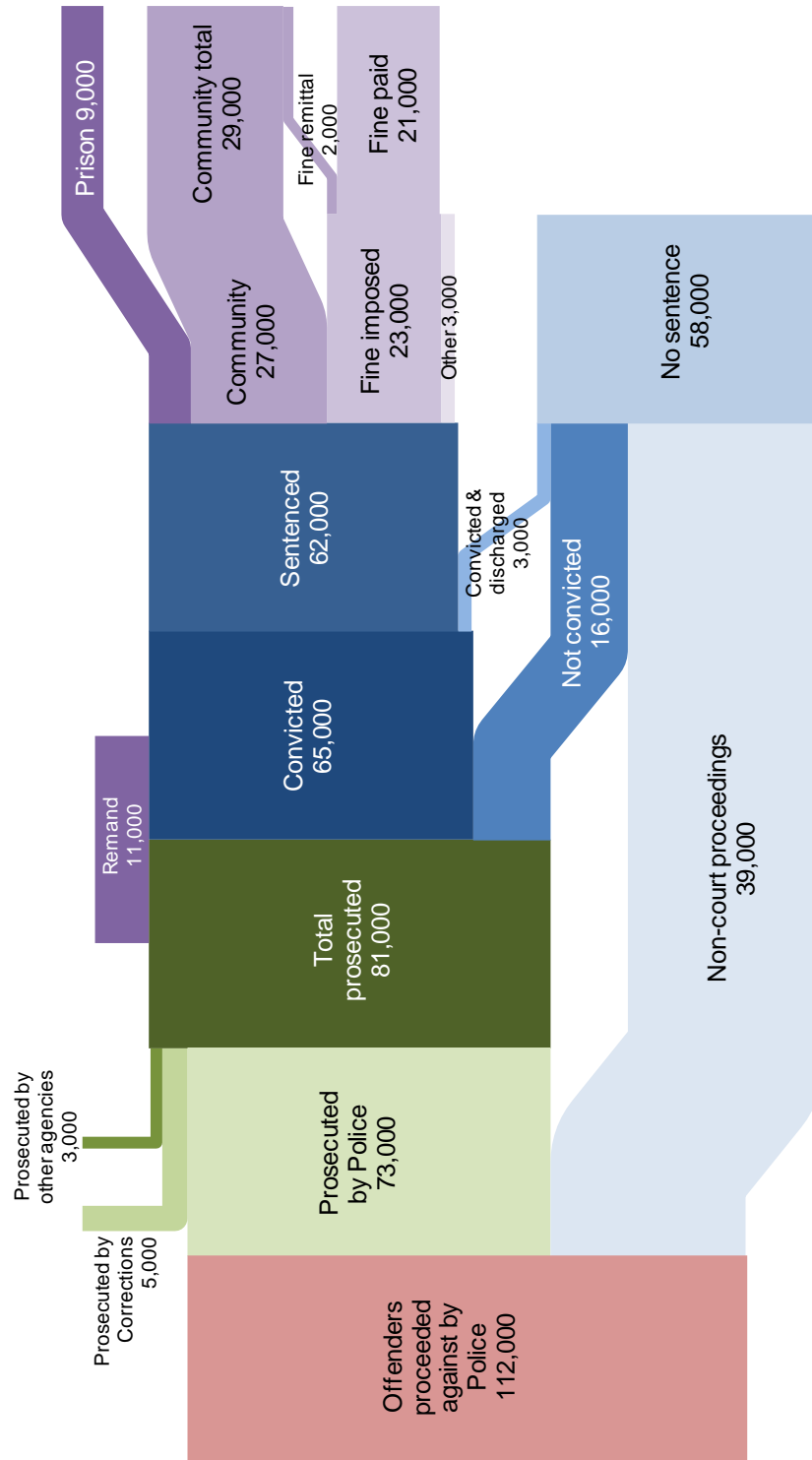
- The potential that the increase in the number of serious Court cases seen in 2016 will continue. This will especially affect criminal legal aid expenditure and the remand and sentenced prison population.
- The potential that expenditure on family legal aid could increase with the greater focus on family violence.
- The uncertain impact of the 'third strike' provisions. The first 'third strike' case was heard in the December quarter. The full provisions in regard to serving the sentence without parole were not enforced, though other third strike cases are coming up. The impact of the legislation is currently still small.

These risks are being monitored and will be updated in the next quarterly outlook report.

Criminal justice pipeline

Counts of unique offenders in the criminal justice pipeline

12 months to December 2016



Police proceedings have risen

Police proceedings against apprehended offenders are the main entry point into the criminal justice pipeline:

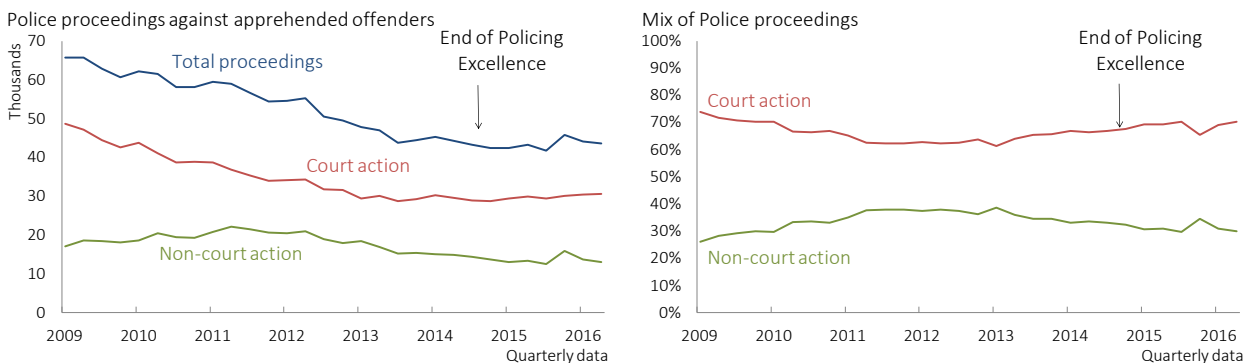
- Proceedings against apprehended offenders fell by one-third from a peak in 2009 until early 2014, due to falling crime and the Policing Excellence initiatives.
- Since then, the number of Police proceedings has started to rise, while remaining substantially below the 2009 peak. Court proceedings rose 2% in the last quarter, and 3% over the last year. While prosecutions for public order offences and drink driving have continued to fall, prosecutions for assault and sexual offences, burglary, drugs, and breaches of bail and Court orders rose.

Police Proceedings	Current quarter		Last 12 months		
	Proceedings	Change c.f. last year	Proceedings	Change c.f. last year	Change c.f. 2009 peak
By court action	30,500	2%	120,400	3%	-32%
Other actions	13,300	0%	56,000	3%	-24%
Total	43,800	1%	176,400	3%	-30%

Court action as a proportion of total proceedings continues to rise

In addition to changes in crime, changes in legislation and operational practice can have a large impact on pipeline flows. For example, past inflows into the criminal justice system have been strongly influenced by the Policing Excellence initiatives, with a focus on prevention and alternatives for proceeding against offenders (i.e. court versus non-court action).

As a proportion of all proceedings, court action had fallen from about 72 percent in the December 2009 quarter to 64 percent in the December 2013 quarter, as Police made greater use of alternative resolutions, such as warnings. In the December 2016 quarter, this proportion has risen to 70 percent.



The brief increase in the number of non-court action proceedings in June 2016 should be interpreted with caution, as Police updated records ahead of the fiscal year end, with the June 2016 number including earlier proceedings. Most court actions against offenders were already up-to-date, so the update primarily affected non-court warnings for adult offenders and other non-court actions for youth offenders.

Court volumes are rising, especially serious cases

Court volumes flattened after five years of decline, and now have turned

Falling recorded crime and the Policing Excellence initiatives that kept many offenders out of court led to a large fall in the number of criminal court cases disposed from the 2009 peak until 2014. Since then overall disposal volumes have increased only slightly.

Criminal cases	Case disposals					Cases on hand	
	Current quarter		Last 12 months			End of current quarter	
	Cases	Change c.f. last year	Cases	Change c.f. last year	Change c.f. 2009 peak	Cases	Change c.f. last year
Category 1	3,000	-6%	13,000	-4%		2,375	-2%
Category 2	15,000	1%	63,700	0%		12,933	3%
Category 3 and 4	9,600	1%	41,100	5%		19,087	16%
Total	27,600	0%	117,800	1%	-43%	34,395	9%

Serious cases continue to increase

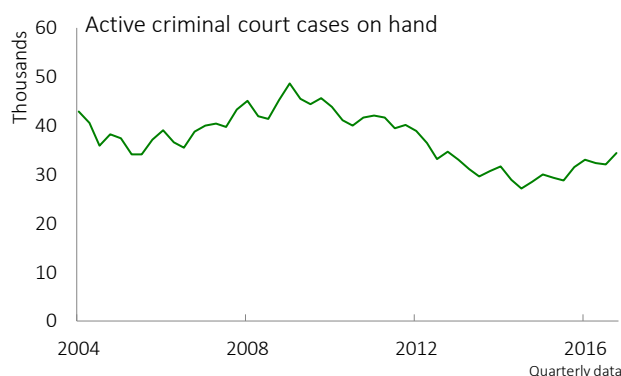
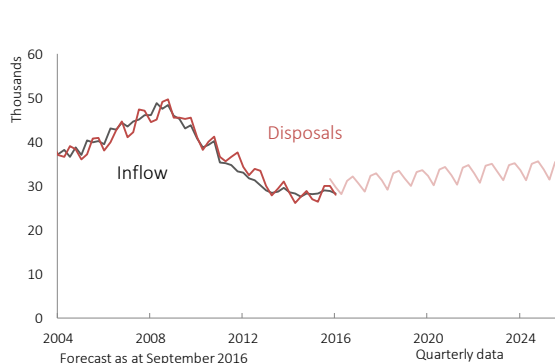
Charges that attract maximum sentences of 2 or more years in prison have risen. These Category 3 and 4 cases (see Glossary for definition) have increased by 5 percent (disposals) and 16 percent (cases on hand) compared with the year to December 2015. This recent increase is driven by an increase in violence charges – especially family violence – from a low point 12 months earlier. The increase in active cases is likely to impact service demand along the pipeline over the next few months.

Court volumes are forecast to rise

The number of cases disposed tends to broadly match the inflow of new cases, though disposals always show greater seasonal variation (due to scheduling of events especially around Christmas).

Because cases with more serious charges require more court events and take longer to dispose, the number of active cases on hand has started to rise. This follows a period of an effectively level numbers of cases on hand between 2013 and 2015.

The number of court case disposals is forecast to rise over the next decade.



Crown Law case volumes will rise slowly

Crown Law handles serious court cases that require the participation of Crown solicitors.

The number of Crown Law cases is small and volatile, especially for High Court jury and Court of Appeal cases, and this can lead to large percentage changes between time periods.

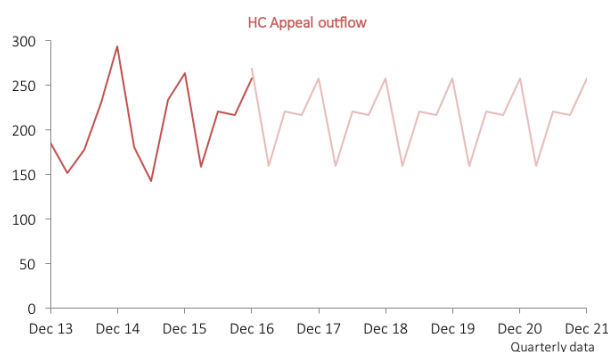
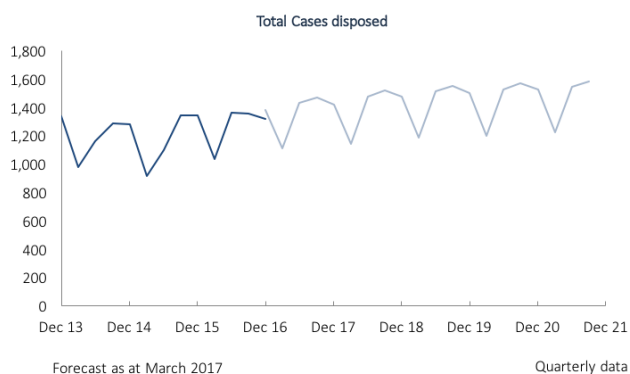
Disposals by case type	Forecast	Current quarter			Last 12 months	
		Cases	Change cf. last year	Difference cf. forecast	Cases	Change cf. last year
District Court jury trial	751	720	0%	-4%	2753	12%
Judge-alone	206	210	4%	2%	809	-2%
High Court jury	52	37	-29%	-29%	163	37%
Court of Appeal	105	97	-10%	-8%	502	3%
High Court appeal	268	257	-2%	-4%	851	4%
Total Crown Law disposals	1382	1321	-2%	-4%	5078	8%

* Forecast as at March 2017, though comparisons to the December quarter are based on the March 2016 forecast.

Crown Law case disposals are now projected to rise gradually

The new March 2017 Crown Law forecast projects Crown Law disposals to rise gradually over the period from January 2017 to December 2021. The forecast is for:

- An upward trend overall in case disposal volumes, due to:
 - the rising Court volumes, including more District Court jury trials in the first few years
 - the impact of additional Police numbers and new family violence legislation in later years
- A continuation of recent level trends in High Court and appeal cases, given the end of Policing Excellence and the absence of other significant proposals for legislative or operational change.



Legal aid expenditure is projected to rise

Legal aid expenditure for private lawyers covers six court jurisdictions, with the largest being criminal and family cases. This report includes the legal aid forecast for 2016-2021.

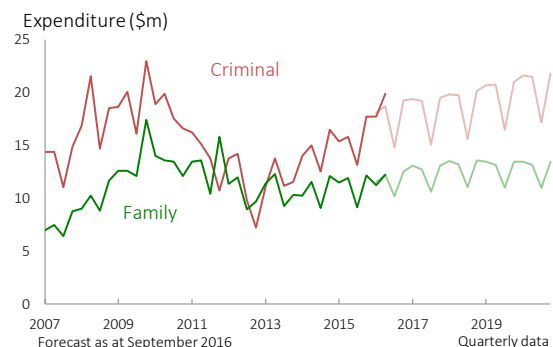
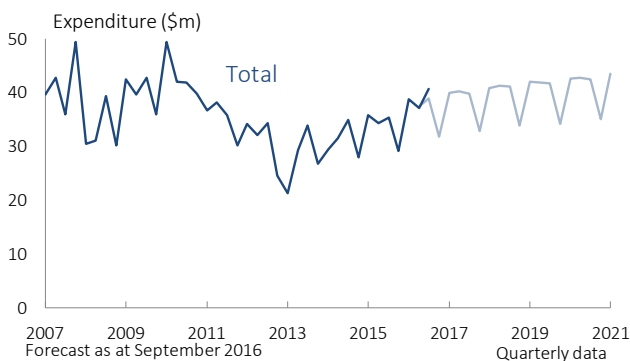
Legal aid expenditure has risen compared to last year, especially in the criminal jurisdiction. This is due to an increase in the number of offences resulting in court action, and more serious charges for domestic violence offending. Also, a greater proportion of cases goes to the private bar as there is a limit to the number of cases able to be taken by the Public Defence Service (PDS), while it grows its capacity following extra funding in the 2016 Budget.

Legal Aid jurisdiction	Current quarter				Last 12 months	
	Forecast (\$000)	Expenditure (\$000)	Change compared with last year	Difference compared with forecast	Expenditure (\$000)	Change compared with last year
Criminal	\$19,000	\$20,000	26%	5%	\$68,466	14%
Family	\$12,000	\$12,000	3%	0%	\$44,721	0%
Civil	\$1,400	\$1,800	10%	29%	\$6,212	7%
Waitangi Tribunal	\$3,700	\$3,900	23%	5%	\$15,077	21%
Duty Lawyer scheme	\$2,800	\$2,800	2%	0%	\$10,827	6%
PDLA scheme	\$98	\$100	6%	2%	\$374	1%
Total legal aid excluding debt recovery	\$39,000	\$41,000	15%	5%	\$145,678	9%

* The Public Defence Service (PDS) has a fixed budget, so it is excluded from this analysis.

* Forecast as at September 2016, amended to accommodate impact of additional Police numbers.

Criminal, family and civil expenditures are rising



After peaking in 2009-2010, legal aid expenditure fell substantially as a result of fewer criminal prosecutions, expansion of the PDS, and new operational policies. The Family Court Proceedings Reform Act of March 2014 yielded a 19 percent reduction in the number of Care of Children Act applications. However, overall legal aid expenditure in the family jurisdiction is increasing due to more applications for protection orders, again reflecting an increased focus on domestic violence.

Total legal aid expenditure is projected to rise

Currently, the total legal aid expenditure is forecast to grow steadily through to 2021, from \$137m in 2015-16 to \$148m in 2016-2017, and to \$164m by 2020-21.

For **criminal legal aid** this is due to:

- The current increase in the number of serious charges (with a greater proportion of cases requiring legal aid going to the private bar, given PDS constraints).

- In later years, the increase in cases in the system as a result of increased Police numbers, and domestic violence legislation expected to be enacted later in 2017.
- The impact of growing numbers of cases requiring legal aid will in future be offset in part by PDS taking on more cases, as it grows its capacity over time, following extra funding for PDS in the 2016 Budget.

Family legal aid expenditure is forecast to increase slowly for three years.

Much of the additional expenditure in the Family jurisdiction occurs early on: guardianship orders for vulnerable children are already in place, and the forecast accommodates agreed changes in fee schedules coming in over three years.

Waitangi Tribunal expenditure is roughly constant for three years, after which there is a fall. This represents the increasing impact of contemporary claims, taking over from the declining numbers of historic claims; contemporary claims are expected to be smaller.

Payments for the **Duty Lawyer** scheme increase steadily, due to a steady increase in duty lawyer hours for both PDS and private lawyers. The Police Detention Legal Assistance Scheme (PDLA) costs are forecast to be flat.

Jurisdiction (\$000)	2015-16 (actual)	2016-17 (forecast)	%age change on 2015-16	2020-21 (forecast)	%age change on 2015-16
Criminal	\$62,077	\$70,962	14%	\$82,100	32%
Family	\$44,585	\$46,464	4%	\$50,998	14%
Civil	\$6,187	\$5,565	-10%	\$5,985	-3%
Waitangi	\$13,664	\$13,699	0%	\$12,430	-9%
Duty lawyer	\$10,580	\$10,966	4%	\$11,861	12%
PDLA	\$375	\$370	-1%	\$372	-1%
Total	\$137,467	\$148,026	8%	\$163,746	19%

Court-imposed fines are down slightly

Total dollar amount imposed is levelling off after a decline from last year

The total dollar amount of court-imposed fines imposed has decreased markedly since peaking in 2009, even though a decrease in the number of court-imposed fines has been partly outweighed by an increase in average fine amount. For the year to December 2016, court-imposed fines are:

- Down 2 percent compared with the previous year.
- Down 29 percent compared with the year to December 2009.

Monetary penalty	Forecast	Current quarter			Last 12 months	
		Actual	Change compared with last year	Difference cf. forecast	Actual	Change compared with last year
Impositions	\$11m	\$10m	-11%	-8%	\$43m	-2%
Receipts	\$9m	\$9m	-4%	-1%	\$34m	-4%
Remittals (number)	555	583	2%	5%	2,306	-18%

* Forecast as at April 2016.

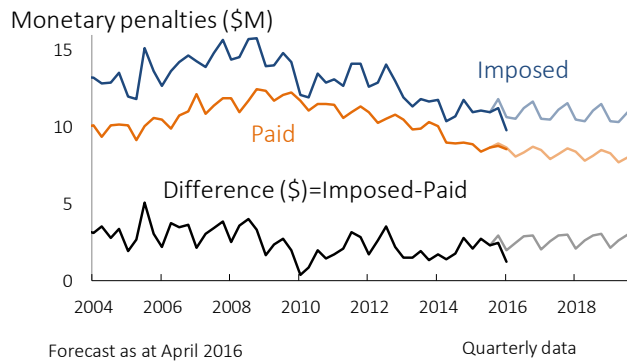
The Policing Excellence initiative resulted in fewer fines being imposed, as minor offences that otherwise would have attracted low-value fines were increasingly kept out of court.

Forecast fines to slowly decrease

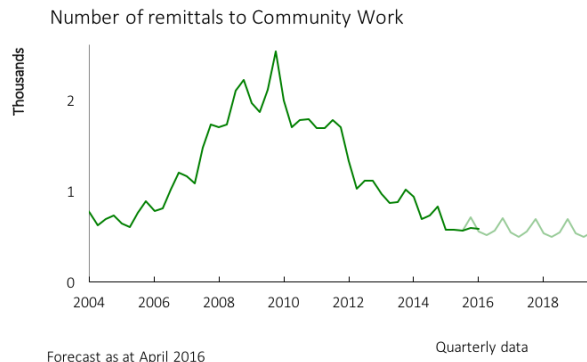
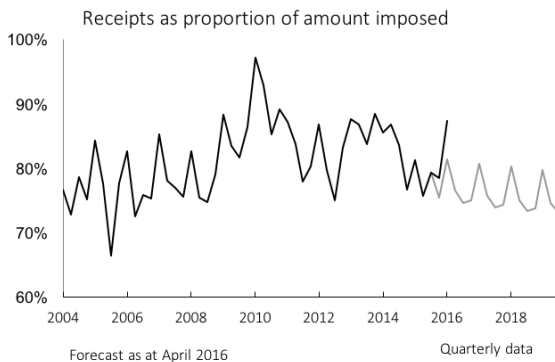
Recent trends reflect our key assumption of a continuing slow decline in the use of monetary penalties, coupled with the impact of payment arrangements being managed by Collections.

Recent trends and the forecast reflect:

- A continuing slow fall in the use of fines; both impositions and receipts decline.
- Greater use of payment arrangements for fines, so the ratio of receipts to impositions will also decline slowly.
- Fewer fines being remitted to community work sentences, because of the use of payment arrangements.



The seasonal fall in impositions in the December quarter produced a spike in receipts as a proportion of amount imposed. This quarter often results in an unusual pattern.



Numbers of community sentences will rise slowly

The number of community-based sentence starts has fallen, though they have become a larger proportion of sentences. This fall in starts is mainly due to a decrease in Community Work sentences, which are about half of all community sentences. Community Work starts have fallen due to a trend towards more serious charges and more serious sentence types, and are falling faster than expected.

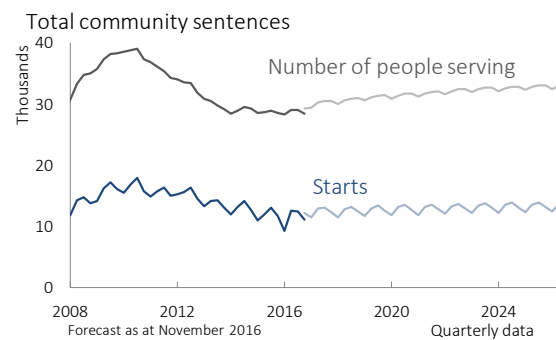
Community sentence	Current quarter				Last 12 months	
	Forecast	Actual sentence starts	Change cf. last year	Difference cf. forecast	Sentence starts	Change cf. last year
Home Detention	900	800	-5%	-11%	3,276	0%
Community Detention	1,300	1,200	-9%	-8%	4,629	-8%
Intensive Supervision	800	800	2%	0%	2,918	2%
Supervision	2,900	2,700	1%	-7%	10,967	3%
Community Work	6,200	5,600	-8%	-10%	23,655	-9%
Total Community starts	12,100	11,100	-5%	-8%	45,445	-5%

* Forecast as at November 2016.

Community sentences will rise, but only slowly

Community-based sentences are forecast to initially rise, before slowly flattening. This reflects the increase in the number of offenders passing through the pipeline.

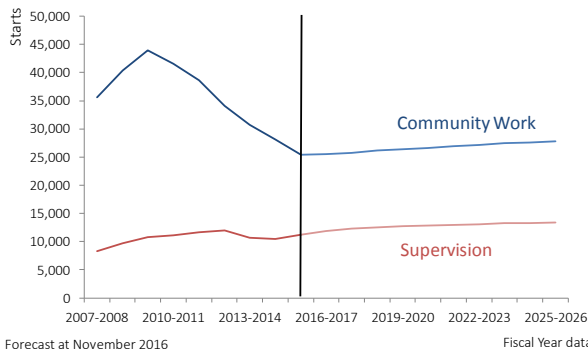
Our view takes into account that some drivers of volume will not impact community sentences. In particular, domestic violence offending is often not considered suitable for certain community sentences due to the lack of a suitable alternative address in the community.



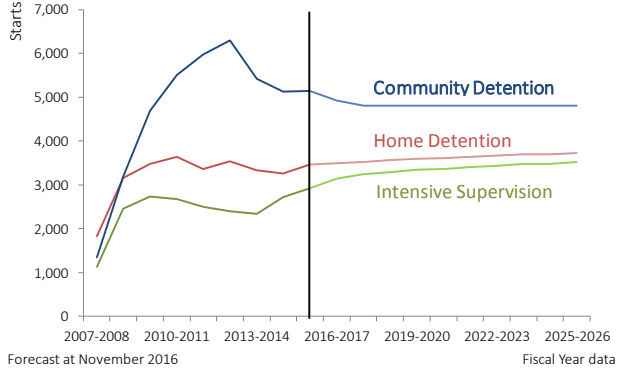
Particular increase in use of Intensive Supervision sentences

The number of Intensive Supervision starts increased by 17 percent in the two years from 2014 to 2016, while the number of people serving an Intensive Supervision sentence has increased by 22 percent over the same time (reflecting an increase in the length of time imposed for these sentences). These increases are consistent with a trend towards using more serious sentences, and we project them to increase for two more years.

Starts on Community Work and Supervision



Starts on Home Detention, Community Detention and Intensive Supervision

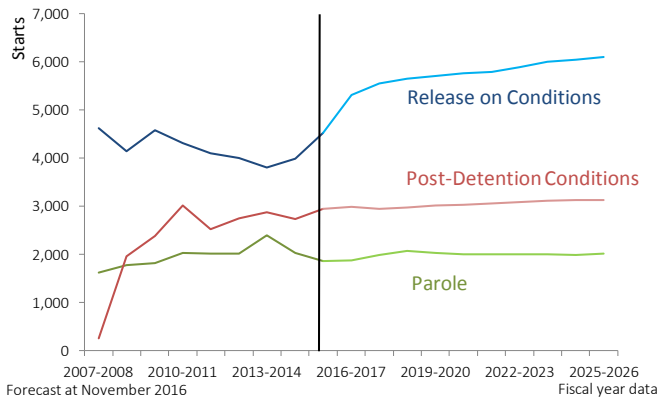


More numbers released on conditions, but other post-sentence orders flat

Parole starts are projected to be flat.

Numbers released on conditions have increased substantially. We project this to continue for a short while before the rate of increase slackens. This pattern is similar to the trends seen in Category 3 cases, and suggests that, while more cases may be prosecuted on more serious charges, resultant prison sentences remain at the shorter end of the range.

Starts on Parole, Release on Conditions and Post-Detention Conditions



Historic data and forecasts for the full set of Community Sentence projections are available separately.

Prison population continues to rise

Remand population has risen fast

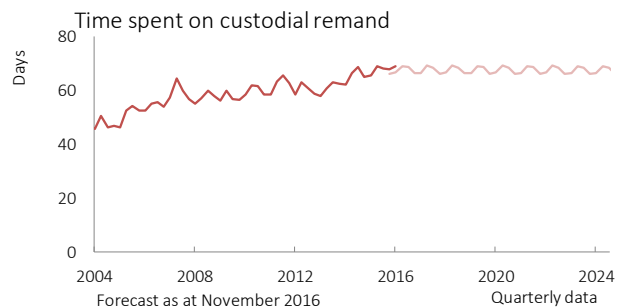
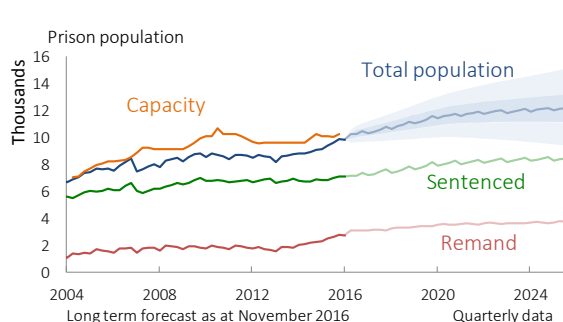
The prison population has risen by 8 percent in the last year, taking the population to 9,850 at the end of December. This was well ahead of our previous 10 year projection. The growing remand population accounts for 60% of the growth in the last year.

Prison population	Forecast	Current quarter			Last 12 months	
		Actual	Change c. flast quarter	Difference cf. forecast	Actual	Change cf. last year
Remand	2,770	2,740	-1%	-1%	2,290	19%
Sentenced	7,110	7,100	0%	0%	6,860	4%
Total	9,880	9,850	0%	0%	9,160	8%

* 1-year forecast as at November 2016.

Reasons for the rise in remand:

- The increase in serious charges brought to Court.
- The Bail Amendment Act 2013, which continues to cause more of these offenders to be remanded. That legislation made it less likely that some types of offenders will be granted bail.
- More time spent on remand. One reason is the increase in the number of serious cases in Court. Another contributor since December 2014 is the use of pre-sentence restorative justice.



Sentenced population is starting to increase, following the remand increase

The major component of the prison population – sentenced prisoners – remained level at about 6,700 to 6,900 over the past five years. However, in the last year the sentenced population has increased by 4%, following the increase in the remand population. The growth has been mainly in prison starts with shorter sentences, partly explaining the difference in growth between the sentenced and remand muster.

Prison population projection revised up

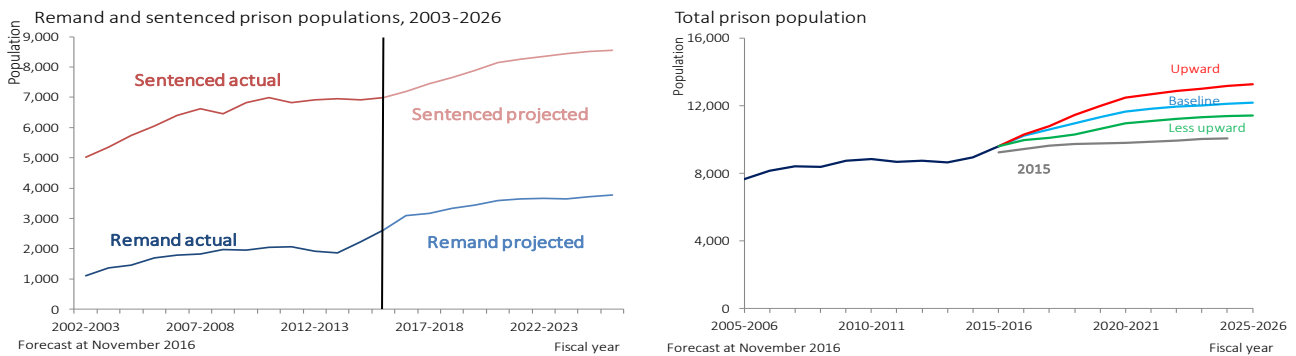
The November 2016 projection (updated in February for extra police numbers) is for the total prison population to rise at around 3 percent per year for the next four years, then to slowly level off, reaching 12,200.

The main drivers of that rise are:

- **Inflow:** we assume an ongoing rise in prosecutions over the whole forecast period, but with a particular focus in the first three years on ‘Category 3’ charges – those with a tariff of two years and greater. This includes the impact of additional police numbers and the new domestic violence legislation, and the impact from offenders deported from Australia.
- **Remand rate:** the remand rate has been rising over time, particularly since the Bail Amendment Act 2013. This is expected to continue, amplifying the flow into the remand population.
- **Remand time:** after a rise from mid-2013, remand time has stabilised, and we are not projecting an increase from current levels.
- **Outflow:** the increase in the proportion of imposed sentence served (after a sustained rise from 2004) has mostly levelled off, and we project only a small, slow increase. The ‘three strikes’ legislation means a long-term increase in the sentenced population due to those prisoners serving time without parole.

We do not project changes in the conviction rate, sentence mix or imposed sentence length. The proportion of remandees becoming sentenced prisoners is also assumed to remain constant.

Scenarios explore impact of alternative assumptions



These projections are based on assumptions and expert judgement, and thus subject to uncertainty. This is a particular challenge during times of change in underlying patterns.

We have prepared two scenarios around our baseline projection of 12,200 by 2025-2026. Scenarios enable us to examine the comparative impact of different key assumptions, in this case the assumed growth in inflows, and time on remand.

The ‘upward scenario’ assumes a more sustained increase in Category 3 charges, resulting in greater numbers in custodial remand, with a subsequent impact on the sentenced population. While this is not the central expectation of the sector, the assumptions are credible. This scenario reaches a maximum total population of 13,300 in 2025-26.

The lower scenario assumes the rise in Category 3 charges ceases after the first year, and that there is a five day saving in the average time on remand. These assumptions dampen the upward momentum, but existing pressures will continue to cause the population to rise to 11,400 in 2025-26.

Glossary of terms

Case Categories: Offences are classified within four categories as defined in [section 6 of the Criminal Procedure Act 2011](#). In broad terms, these are:

- Category 1: offences not punishable by imprisonment.
- Category 2: offences punishable by a term of imprisonment of less than 2 years.
- Category 3: offences punishable by imprisonment for life or by imprisonment for 2 years or more.
- Category 4: the most serious offences, including homicide, treason, espionage, piracy and corruption offences, as defined in Schedule 1 of the Act.

Crown Law case disposals: Measures the number of cases that are handled by Crown Law and Crown solicitors. These include, for example, all Category 4 cases, and appeals. We count disposals to align with Crown Law's workload assessments. The measure is obtained by combining projections of disposals for each of the different types of case handled by Crown Law.

Community Detention: Punitive sentence for low level of risk offenders who have patterns of offending at specific times of the day or week. Community Detention restricts an offender's movements during their curfew, and requires the offender to remain at an approved residence at certain times specified by the court. Community Detention length ranges between 14 days and six months.

Community Work: Punitive sentence that gives offenders an opportunity to take responsibility for their offending and learn new skills and work habits. Offenders do unpaid work in the community to pay something back for the offence they have committed. Community Work hours range between 40 and 400 hours (at up to 40 hours per week).

Criminal justice pipeline: Working as a justice sector recognises that there is a pipeline across the criminal justice system, which extends from the investigation of crime to arrest and prosecution, through to courts, sentencing, sentence management and rehabilitation. The numbers of offenders in the main parts of the pipeline are shown on page 4. Policies and approaches in one part of the system can have significant effects on others. Joining up our services allows agencies to identify these sector-wide effects, and implement changes that have the best outcomes for the sector as a whole.

Duty lawyer scheme: Provides a lawyer at the start of the court process for criminal defendants who would otherwise lack legal representation.

Home Detention: Punitive and rehabilitation sentence that is an alternative to imprisonment for short prison sentences (two years or less). It requires an offender to remain at a suitable and approved residence at all times, and be monitored 24 hours a day, seven days a week. Home Detention length ranges between 14 days and one year. Home Detention allows an offender to seek or maintain employment, complete a sentence of Community Work if imposed, access programmes to address their offending and maintain their family relationships.

Intensive Supervision: Community-based rehabilitation sentence for offenders who are convicted of more serious offending, and are more likely to reoffend. It is imposed if the court deems that a sentence of Intensive Supervision would reduce the likelihood of someone offending again, by supporting their rehabilitation needs and re-integration back into the community. Intensive Supervision length ranges from six months to two years.

Legal Aid: Legal aid is available in all jurisdictions of the court (criminal, family and civil), as well as for claims before the Waitangi Tribunal. Legal aid also supports the Duty Lawyer scheme and the Police Detention Legal Assistance.

Muster: Number of people serving a sentence, for example, Community Work muster.

Police Detention Legal Assistance (PDLA): Provides initial legal advice for persons detained by the Police.

Proceeding: A proceeding is a decision by Police to take action against an alleged offender for one or more offences. Proceedings can be by either court action, such as prosecution, or non-court action, such as a formal warning.

Public Defence Service (PDS): Provides professional, independent criminal legal aid representation to clients who are eligible for legal aid. The Public Defence Service also oversees the duty lawyer scheme in the 15 courts in which it operates.

Remand: In this document, remand means being held in custody while awaiting trial or sentencing. Remand prisoners are kept separate from sentenced prisoners (remand prisoners could be held in police cells, court cells, psychiatric facilities, or in prison). Offenders granted bail are technically remanded on bail, but do not contribute to what is called the remand population in prisons.

Time on remand: Time spent in custody while awaiting trial or sentencing. Any time spent on remand is taken off a person's total prison sentence time.

Remittals: People who do not pay fines may have them remitted to another sentence types, such as Community Work.

Supervision: Rehabilitation sentence for offenders convicted of less serious offences, with relatively straightforward rehabilitation needs and a lower risk of re-offending. Supervision provides an offender with opportunities to address the causes of their offending and motivate them to seek positive change. Offenders can be sentenced to supervision for between six months to one year.

Waitangi Tribunal: The Waitangi Tribunal is a permanent commission of inquiry charged with making recommendations on claims brought by Māori relating to actions or omissions of the Crown that potentially breach the promises made in the Treaty of Waitangi.

2017 © Crown Copyright

ISSN 2463-6169 (online)

Published by the Ministry of Justice. Although all reasonable steps have been taken to ensure the accuracy of the information contained in this document, the Ministry of Justice disclaims any and all responsibility for any inaccuracy, error, omission, or any other kind of inadequacy, deficiency, or flaw in, or in relation to, the information; and fully excludes any and all liability of any kind to any person or entity that chooses to rely upon the information.

Ministry of Justice | Tāhū o te Ture

www.justice.govt.nz

justiceinfo@justice.govt.nz | 0800 268 787 | 0800 COURTS

National Office | Justice Centre | 19 Aitken St | DX SX10088 | Wellington | New Zealand